

# Theoretical

## **SALUTOGENESIS II: *AETHER DERIVED ENERGY IN MEDICINE, HEALTH AND HEALING***

Dale Sumburèru, DrPH, M.D.

### **ABSTRACT**

Living organisms have the ability to derive energy from the Aether. The Aether Derived Energy (ADE) is readily stored in aqueous moiety. In the human organism the ADE is utilized in physiologic functions and any excess is emitted. The excess energy is what can be measured as the Cellular Cosmic Signature in the form of Biophotons. When a human organism is “healthy” it emits more ADE in the form of light. When it is sick, it emits less light. Besides ambient Aether, the human organism can obtain ADE through water and food. Reich’s Deadly Orgone Radiation (DOR) is the waste byproduct of ADE consumption and it uses the blood as a sink. DOR “toxicity” may be responsible for Homeostasis Decay and is postulated to be the underpinning for illness and attenuation of longevity. The ability to optimize ADE consumption is fundamental to Salutogenesis and while the functions of DOR and ADE are antithetical, DOR may be the critical substance determining longevity in that it is the toxic waste generated in the consumption of ADE. The efficient use of ADE is an integral part of the healing process, from healing in the healthy to healing in the sick.

**KEYWORDS:** Aether derived energy, cellular cosmic signature, salutogenic reserve, homeostatic decay, deadly orgone radiation, aether physics model

## INTRODUCTION

**H**ans Selye and Aaron Antonovsky both discovered that a non-mechanical facet of health, healing and medicine spectrum existed.<sup>1,2</sup> Selye developed the concept of “good stress” and “bad stress,” while Antonovsky developed the concept of “resilience.” Antonovsky’s notion was that two individuals may endure exactly the same stress, one would be devastated while the other emerging stronger from such an experience. Selye approached the problem from a physiologic vantage point, while Antonovsky approached it from a social one. The theory of Salutogenesis addresses this issue from a primordial vantage point. It asks the question; “How does the human organism heal itself and under what circumstances does it do so?” Conversely, it also asks, “How does the human organism hurt itself and under what circumstance does it do so?” Once these fundamental questions have been answered, appropriate interventions can be developed to pre-empt insult or ameliorate the effects of insult to the human organism.

Stress is a non-mechanical entity, therefore the scientific community resorts to measuring the effects of stress but not the stress itself because tools of the scientific method are intended for a mechanical environment. The Theory of Salutogenesis does not attempt to articulate stress but asks questions whose answers belong in the non-mechanical realm. For this reason, The Theory of Salutogenesis assumes a physics model that addresses the non-mechanical realm although such a physics model is not yet existent in the generally accepted nomenclature. The non-mechanical world poses challenges for the scientist. Benveniste, after discovering that when a substance dissolved in an aqueous moiety is removed from solution, it leaves a signature, he was met with overwhelming criticism and several laboratories attempted to duplicate his findings.<sup>3</sup> It is possible Benveniste’s “signatures” are subtle enough for the human mind to override them.<sup>4</sup> Consequently, laboratories whose principals were looking for null results had null findings and those looking for positive results had positive findings.<sup>5</sup> The usual tools in the scientific armamentarium, such as randomization and triple blinding, could not control for such design challenges. Entirely new tools in biomedical research are necessary in order to allow the investigation of such subtleties which are fundamental to health, healing and medicine.

Salutogenesis is predicated upon the efforts of several investigators; namely Thomson and Bourassa, Wilhelm Reich, Viktor Schauberger, Jacques Benveniste and others.<sup>4,6-8</sup> The measurement of the Aether and Aether Derived Energy, although in its infancy, may be credited to Fritz-Albert Popp and others.<sup>9</sup> Central to the Theory of Salutogenesis is the new physics which the Thomson-Bourassa's Aether Dynamics Model articulates well enough to rival the String Theory.<sup>10</sup> The following are axioms that form the underpinnings of the Salutogenesis construct:

## THE AETHER IS THE NEXT FRONTIER IN UNDERSTANDING REALITY

**T***hompson-Bourassa Aether Dynamics Model.* Albert Einstein attempted unsuccessfully during the last 30 years of his life to develop a theory that would represent forces and material particles by fields only, in which particles would be regions of very high field intensity.<sup>11</sup> As a "knot" in space-time, a toroidal vortex of Aether explains the spin, charge, and mass of fundamental particles and provides the answer that Einstein sought.<sup>6</sup> He even expressed his intuitive cognition that the Aether had to exist.<sup>11</sup>

The Thomson-Bourassa Model is emerging as a credible Aether Physics Model, describing the Aether unit as one quantum unit of dynamic space-time or a quantum of rotating magnetic field. Energy can be derived from the Rotating Magnetic Field through "vacuum fluctuations." These "vacuum fluctuations" are the Casimir Effect, which is also the strong force law for the electron.

Energy can be derived from a quantum of rotating magnetic field much like a conductive substance that passes through a magnetic field is the basis for a generator of electric energy.<sup>12</sup> Thomson-Bourassa's Aether Physics Model is a Unified Force Theory that proposes to unify the four known interactions, or forces—the strong, electromagnetic, weak and gravitational forces. Using the principal of reductionism, the forces are unified by a simple set of general laws explainable by the fabric of space itself: a dynamic, quantum-scale Aether.

Thomson and Bourassa have been able to show that the Aether can be described as follows;

$$A_u = \frac{m_\alpha \lambda c^3 F_q^2}{e_\alpha^2} = \text{rmfd (Aether units)}, \quad (1)$$

from which photons can be derived through the Casimir Effect in the Aether Physics Model. The Aether unit defines one quantum unit of dynamic space-time or a quantum of rotating magnetic field and expressed as rmfd. rmfd is an important constant as it is the mediating constant for the strong nuclear force. The Strong Force law is given as:

$$\text{rmfd} = \frac{e_{x\text{max}1} \bullet e_{x\text{max}2}}{L^2} = F \quad (2)$$

where  $e_{x\text{max}1}$  and  $e_{x\text{max}2}$  are strong charges of any two particles, L is the length between the strong charges, and F is the resulting force. The strong force law is mathematically equivalent to the Casimir equation when all the lengths are taken to be equal to the Compton wavelength:

$$\frac{\pi h c \bullet A}{480 \bullet L^4} = F \quad (3)$$

Within the Aether Physics Model, enrg is the unit of energy. It has the same dimensions as Joule, except that it also has a value. The unit of enrg is equal to the mass of the electron times the speed of light squared. The energy equation below shows how to tune strong charge to extract energy from the Aether. Energy is extracted from the Aether by generating photons in a finely tuned, spherical capacitance between the strong charges.

$$\frac{4\pi \bullet e_{e\text{max}2}}{\text{capc}} = \text{enrg} = \text{Aether derived Energy (ADE)} \quad (4)$$

Thomson states that the Aether itself is not energy. When Einstein established the famous  $E = mc^2$ , it was monumental in bringing our understanding the relationship of matter to energy. However, in the Aether Physics Model, things are not quite as they seem. To begin with, the Aether function is actually hidden in the  $c^2$ . Secondly, in Thomson's paradigm, mass is a dimension, much like length or area. And if mass is a dimension it cannot be converted to energy.

## REICH'S ORGONE AND AETHER DERIVED ENERGY MAY BE ONE IN THE SAME

**W**ilhelm Reich's *Orgone Theory*. Wilhelm Reich was probably amongst the first investigators to attempt to characterize the biological usefulness of the Aether in scientific terms that can be appreciated by the occidental mind. Reich developed an orgonoscope purported to measure the Aether which he called Orgone.<sup>13</sup> As history will tell, the concept was never accepted by the scientific community, save for a few adherents who have struggled with the development of a useable working model for measuring orgone. The saving grace is the fact that practically every society has expressed this concept in various ways and thinkers, shamans, mystics and clerics have written and taught of this "life force" or Aether Derived Energy (ADE). The ancients' description of this Aether makes it clear that it is ubiquitous and yet the irony is that it has not been readily measurable. Reich was also the first to recognize the existence of good and bad Aether. He called the bad Aether "Deadly Orgone Radiation" (DOR) and discovered that it could be neutralized by burying with earth or depositing in a large body of water.<sup>14</sup> He also developed an orgone accumulator which is problematic in that it is indiscriminate as to which kind of Aether it accumulates.<sup>15</sup>

## SCHAUBERGER'S REVITALIZATION OF WATER WAS THE DISCOVERY OF PURER FREQUENCIES OF ADE

*Viktor Schauberger's Vortex Technology*. Another illustrious scientist who discovered the utility of the vortex is Schauberger. Schauberger's vortex technology is more discriminate in that it derives energy from a narrower spectrum of the Aether. Consequently it produces Aether Derive Energy that contains little or no DOR.<sup>16</sup> Someday all the elements in the Aether will be defined, circumscribed and calibrated in such a way that only the beneficial aspects of the Aether may be brought to bear. Since the Aether is ubiquitous, the creation of a vortex fluid will invariably derive energy from it by the creation of photons as the fluid crosses the dynamic rotating magnetic field (Aether) as depicted in Figure 1 adapted from Thomson-Bourassa.

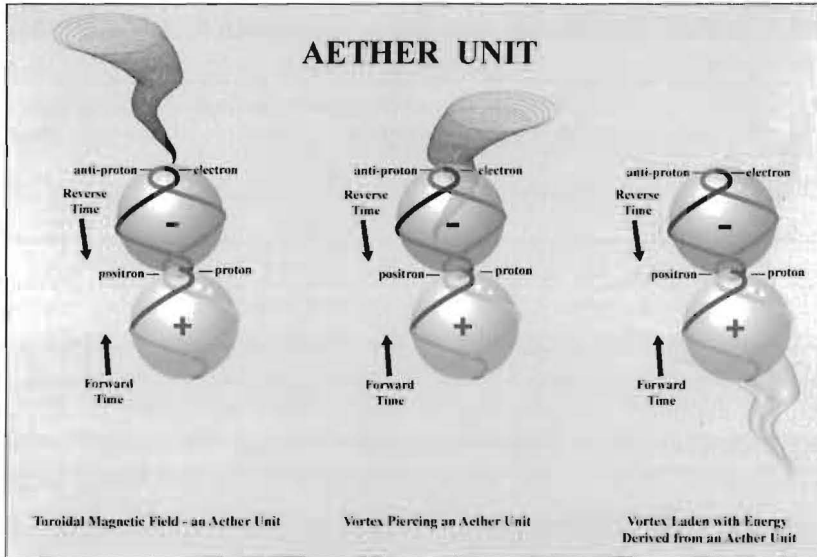
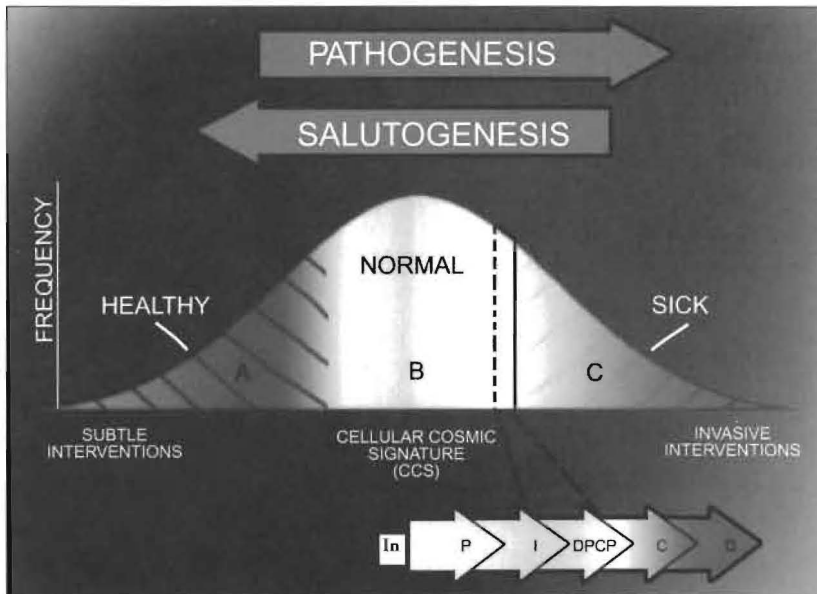


Figure 1. The dynamic rotating magnetic field (Aether).

Schauberger, and others who followed him, were able to accumulate ADE in water by moving it through a vortex.<sup>17</sup> Schauberger was able to demonstrate that water meandering through a river establishes a vortex action which causes the accumulation of ADE, which others have called the “Life Force.” So the Aether itself is not energy, nor can it be “converted” to energy. However, energy can be derived from it by the creation of photons via the Casimir effect.<sup>6</sup>

## BENVENISTE’S DIGITAL TRANSFERENCE OF INFORMATION THROUGH AQUEOUS MOIETY DEMONSTRATES THE TRANSFERABILITY OF ADE

**Benveniste’s Digital Biology.** When Benveniste first suggested that a substance could leave a signature in aqueous moiety long after that substance has been removed, the scientific community almost lynched him for suggesting such an absurd notion.<sup>18</sup> Benveniste’s findings probably fall in the realm immediately



*Figure 2. A basic overview of the central tendency of a normally distributed human population.*

to the left of the Detectible PreClinical Phase (DPCP) in Figure 2. Where In is initiation, P is promotion, I is induction, C is clinical disease, D is death. Most current technologies cannot measure any changes to the left of the DPCP. Benveniste's technologies are marginal so sometimes they detect the signature and other times they do not. It is for this reason, technologies with greater sensitivity, specificity and predictive value are needed. Benveniste's work has pioneered the realm left of the DPCP in aqueous moiety and it is a function of the Cellular Cosmic Signature.

## **POPP'S BIOPHOTONS DEMONSTRATE THE ABILITY OF LIVING ORGANISMS TO EMIT ADE**

*F. A. Popp's Biophoton Emissions.* While Benveniste's work has pioneered the region left of the DPCP (Figure 2), Popp's work has gone much farther left of the DPCP. His biophoton model is a construct most scientists should

appreciate. The Cosmic Cellular Signature of Salutogenesis is based on F. A. Popp's biophoton emission technology. F. A. Popp, at the International Institute of Biophysics, has pioneered the field of biophotons and although it is in its infancy, it has the potential for enormous impact on measuring homeostasis for the purpose of Salutogenesis. Its further development in conjunction with the Electrodermal Activity Technology should produce means by which ADE can be measured and characterized as it reflects homeostasis and biophoton emission of complex organisms.<sup>19</sup>

## THE THEORY OF SALUTOGENESIS

The Theory of Salutogenesis is a convergence of the above precepts beginning with the vortex that derives energy from the rotating magnetic field. A vortex is not the only means by which energy can be derived from the Aether. Other methods, such as Reich's methods, have been employed with varying degrees of success. The aqueous vortex has produced the most controlled and useable ADE. By accounts from most societies, it seems the ADE is what has been called the "Life Force," among other names, from antiquity. Water appears to possess the property that allows the ADE to be sequestered therein and can be used or consumed to impart the Life Force.

## THE AETHER DERIVED ENERGY'S AFFINITY FOR AQUEOUS BODIES

**Water:** Practically all ancients believed in the healing qualities of water, from springs, rivers, wells and oceans.<sup>20-21</sup> As Schauberger discovered that a naturally flowing body of water meanders in a vortex and accumulates ADE therefore enriching itself. Practically all mystical traditions use water and they are usually specific about the kind of water used. In the ancient Jewish tradition, for example, the practice of ritual ablutions and immersions were conducted using naturally flowing water.<sup>22</sup> The ability of water to retain ADE and information is well documented in Schauberger and Benveniste's work.<sup>3,8</sup>

**Plants:** Plants have imparted life to living creatures since the beginning. It has been the mantra in the health community that a variety of fresh fruits and



vegetables make for a healthy diet, although no empirical evidence yet exists to support such a notion. However, there is evidence suggesting that fresh foods, particularly raw foods, contain greater Aether Derived Energy.<sup>23</sup> It is not clear how plants derive ADE from the Aether, but it is clear that living foods are good accumulators of Aether Derived Energy.<sup>24</sup> On consumption, this exogenous ADE may make the difference between healing efficiently or not healing at all.

**V**egitarianism has been hailed as the healthier mode of consumption although studies among vegetarians have showed guarded benefits to such a lifestyle.<sup>25</sup> However, most research conducted on vegetarians has been on diets of cooked vegetables. Salutogenesis postulates that when plant material is cooked, it releases much of its ADE, so the ADE content is reduced.<sup>26</sup> Nevertheless, most benefit of vegetarian diets probably emanates from the raw portion of their plant life consumption because they do consume more raw vegetables than omnivores.<sup>27,28</sup> In the Theory of Salutogenesis it is argued that the primary benefit of plant life is the ADE of raw fruits, vegetables and nuts. The Hindus and other Eastern cultures determined this millennia ago.<sup>29</sup> Today, without empirical evidence, we still recommend a diet rich in fresh fruits and vegetables.

**Juicing:** Many have started the culinary excursion of “juicing” in which a diet is supplemented with freshly squeezed juice from fruits and vegetables. Impressive results have been observed in individuals who had suffered untold chronic conditions.<sup>30</sup> The explanation for the efficacy of juicing has been that the juices contained “enzymes” which aid in digestion.<sup>31</sup> But most enzymes are destroyed by gastric juices as they enter the stomach. However, exogenous ADE survives gastric juices and the human organism can assimilated this ADE for the purpose of healing and maintenance. ADE is sequestered in the water contained within the plant, according to Schauberger’s findings.<sup>8</sup> In all likelihood, the benefit derived from raw foods probably emanates from the ADE.

**Blood:** In the human organism, it appears that the heart is a composite vortex. Blood also moves through the vessels in a spiro-vortex motion.<sup>32</sup> An auxiliary vortex, such as the ventricular assist device (VAD) originally showed unexplained healing of the heart in patients who used it as a temporary measure prior to heart transplant.<sup>33</sup> Some patients had to forego the transplants after

their hearts had healed adequately to opt out of transplantation.<sup>34</sup> Subsequently, the healing of the hearts has been attributed to other factors due our lack of knowledge of the ADE and our inability to measure the work of the auxiliary vortex and its significance in healing. Thus the human heart being a composite vortex can generate endogenous ADE for the organism's consumption.

**W**ithin the Salutogenesis construct, the very reason the human organism requires sleep could be for the accumulation of ADE. The Thomson-Bourassa Theory suggests that sleep could be necessary for the compensation between the forward and backward frequency of the Aether. It seems all living creatures consume the ADE using a mechanism other than the ATP (adenosine triphosphate) moiety. Indeed, Schauberger developed ways to derive energy from the Aether using vortices and jets of water and air. Fortunately, for health purposes, the Aether is readily available in a very simple form through food, water and the immediate environment.

Jewish tradition has the most elaborate and sophisticated system of laws prohibiting the contamination of a Jew by blood. Much of the corpus of kosher law has to do with the avoidance of blood. A Jew may not consume blood, may not be exposed to blood through coitus and holier members of society are not even supposed to attend to their deceased family members lest they contaminate themselves.<sup>35</sup> The human heart seems to generate Deadly Orgone Radiation (DOR) as a byproduct of its derivation of ADE from the Aether, making the blood a sink for endogenous DOR. As such, the blood becomes "toxic." However, the DOR may also be released through the twelve acupuncture meridians so the DOR sink does not become ever increasingly toxic without release. Eastern traditions have known about these meridians for millennia and have used them to ameliorate DOR/ADE imbalances.<sup>36</sup> Their use of these meridians reflect the notion of DOR release. Treatments employed by the Chinese, Ayurvedic and Egyptian traditions suggest that they are preoccupied with DOR.<sup>37-39</sup> It is this "DOR toxicity," in part, which Jewish tradition goes to great lengths to avoid.<sup>40</sup> The Jewish tradition has a systematized science for concentrating, managing and using the ADE for good, while simultaneously avoiding and eliminating the DOR. Even the simple learning of the oracle of Torah is intended to impart facets of ADE. The burying of blood with earth or incineration with an open flame, seems to

neutralize the toxic DOR. Many traditions had discovered the efficacy of bloodletting and animal sacrifice. Could this have been to release DOR?

The Theory of Salutogenesis almost depends on the notion of electromagnetic energy and information conveyed through the aqueous moiety of the living organism. The theory recognizes that victims can acquire Post Traumatic Stress Disorder (PTSD), for example, from simple exposure to undesirable “events.”<sup>41</sup> How does this occur? The theory purports that it is mediated through the Aether whereby the human organism is induced into generating DOR in ways deleterious to the human brain. Victims exhibit PTSD long after the precipitating incident. Within the Salutogenesis paradigm, the DOR leaves a signature in the human organism while residual damage continues to cause an altered brain chemistry.

**ADE Transference:** Pioneering work at Colorado Health Sciences University demonstrated that laying on of hands can produce healing efficacy measurable by our current technologies.<sup>42,43</sup> The laying on of hands, prayer, mantra, massage, acupuncture are other examples of intimate exchange of ADE. According to the Theory of Salutogenesis, ADE can be transferred from one organism to another by direct transference such as laying on of hands, prayer, coitus etc. Human intercourse, be it conversation, coitus, contact of any kind, provides opportunity for the exchange of ADE. The greater the intimacy, the greater the intensity and efficiency.

Reich had a theory on orgasmic exchange which was never accepted by the scientific community.<sup>44</sup> While his theory still remains remote, his observation is worth noting. Orgasm is one example of intimate exchange of ADE. It appears that the exchange of energy is more efficient at night. Humans sleep at night, coitus is preferable at night and even when it is conducted during daytime, there is a need to simulate nighttime conditions. The Jewish mikveh by women seven days after the conclusion of their menses is recommended to be conducted nighttime.<sup>45</sup> Seven days after conclusion of menses is the most ideal time for ADE convergence and exchange, making it not only the optimum probability for conception but also ideal for best quality conception.<sup>45</sup> Multiple sexual partners “confuse” one’s own ADE the result of which cannot be positive.

**Managing Homeostasis Decay:** The capacity to derive energy from the Aether is predicated upon the organism’s constitution. But the constitution itself is

affected by the Aether. In other words, the ADE can be “concentrated” and used to hasten the healing process.<sup>46</sup> The human organism can be replenished of this ADE through ADE-charged food, water, immediate environment, through sleep or constructed ADE accumulators.<sup>46</sup> The older or sicker the human organism becomes, the more ADE it consumes and the less it emits (thus a compromised Cellular Cosmic Signature) and Salutogenesis may reverse this Homeostasis Decay (HD), within physiologic limits. Reversal of Homeostasis Decay by enhancing the Salutogenic Reserve (excess ADE) prevention of disease and thus longevity, may be achieved.

**I**n *Salutogenesis* it is assumed that homeostasis is affected by genetic constitution, environmental moiety, nutrition, physical fitness, ability to process stress. The excess ADE emitted can be measured as the Cellular Cosmic Signature (excess ADE, chakra). This is F. A. Popp’s biophoton light, which is emitted in different energy fields.<sup>47</sup> So living organisms consume the Aether (Chi) and convert it into ADE and emit any excess ADE (light, chakra).

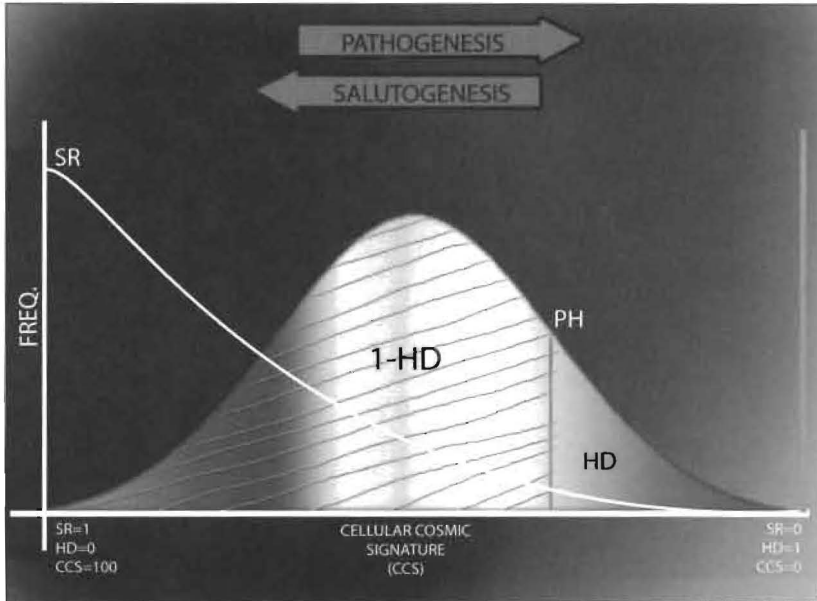
In Figure 3 the relationships between Salutogenic Reserve, the Aether Unit, the Placebo Effect, Homeostasis Decay, Point Homeostasis and Cellular Cosmic Signature are illustrated.

$$SR + A_u \rightarrow PE \tag{5}$$

Where SR is salutogenic reserve (proportion 1 to 0)  
 $A_u$  is Aether unit (one quantum of dynamic rotating magnetic field)  
 PE is placebo effect (percent efficacy)  
 HD is homeostasis decay—area under the curve (proportion 0 to 1)  
 PH is point homeostasis, as Cellular Cosmic Signature (biophotons/ second)  
 CCS is Cellular Cosmic Signature (1/biophotons/second/square centimeter [100 to 0])

$$\begin{aligned} SR &= 1-HD \\ \Rightarrow (1-HD) + A_u &\rightarrow PE \\ SR + A_u &\rightarrow PE \end{aligned} \tag{6}$$

Where SR is salutogenic reserve (proportion 1 to 0)  
 $A_u$  is Aether unit (one quantum of dynamic rotating magnetic field)  
 PE is placebo effect (percent efficacy)  
 HD is homeostasis decay (proportion 0 to 1)  
 PH is point homeostasis, as Cellular Cosmic Signature (biophotons/ second)  
 CCS is Cellular Cosmic Signature (biophotons/ second/ square centimeter [100 to 0])



*Figure 3. Resistance to insulin.*

## LONGEVITY

The “natural” progression of life gives rise to Homeostasis Decay which is generally known as pathogenesis. The natural reversal of this decay is called *Salutogenesis* and is evidentially called the *Placebo Effect*, mustering as much as 60% efficacy in some instances.<sup>48</sup> Although it appears that Homeostasis Decay is inevitable, *Salutogenesis* is the organism’s way of healing itself or reversing the Homeostasis Decay. The purpose of *Salutogenesis* is to bring to bear as many tools as possible to maximize the reversal of Homeostasis Decay, long before it becomes clinically suspect. This is primordial prevention. Ultimately, prevention translates into longevity because all human organisms eventually die, so the best that *Salutogenesis* can offer is to retard or eliminate pathogenesis.

The net result is that a society may live longer and this is characterized by the rectangularization of a population’s life table as depicted in Figure 4.<sup>49</sup> Many have debated whether the aging process is indeed a “natural” phenomenon or

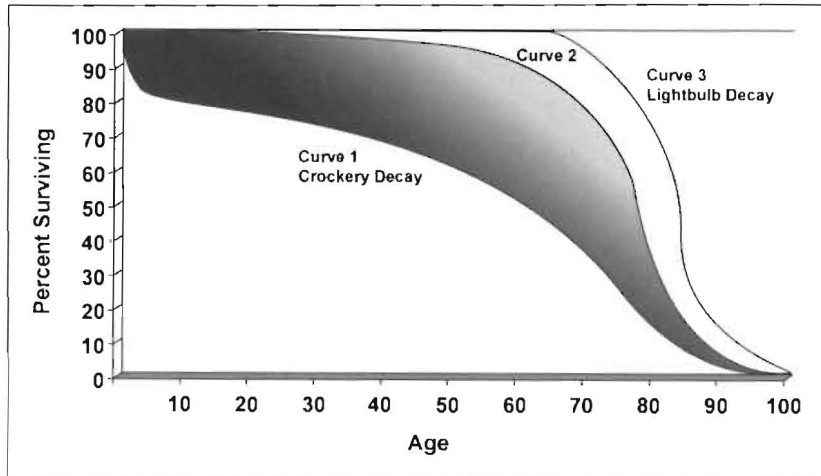


Figure 4. Rectangularization of the Survival Curve.

whether it is pathologic.<sup>50</sup> We know that mechanisms which give rise to illness, such as heart disease and cancer, are very similar to mechanisms associated with aging.<sup>51</sup> If heart disease and cancer can be prevented, does it follow that aging can also be prevented? Is disease prevented or is it just delayed?

It appears *Salutogenesis* becomes the anchor for both prevention and longevity. Could Reich's DOR (bad ADE) be the primary function of aging and pathogenesis? Genes are turned on or off at specified times during the life cycle of a cell.<sup>52</sup> Can ADE, DOR and the genes themselves be interacting in such a way that aging and illness result? The human organism does produce DOR, so even if ways of avoiding exposure to DOR are devised, the human organism continues to produce its own DOR. While ADE and DOR do not belong in the adenosine triphosphate (ATP) moiety, a case can be made that the "engine" used to generate them consumes ATP calories. If that is indeed true, then caloric intake can affect the amount of ADE and DOR generated. Death stops the production of ADE and DOR in the human organism and burial neutralizes the DOR contamination. It appears ADE is not neutralized. The laws of conservation of energy suggest that ADE remains indefinitely.

**Life Expectancy:** The idea of life expectancy has to do with the potential person-years that each individual in a society can contribute to life in that society.<sup>53</sup> It is a statistical concept that accounts for the average number of years of remaining life, given that a certain age has already been attained. The great disparities in life expectancy across the planet are largely the result of disparities in infant mortality. When a one year old infant dies, that infant is taking away 70 to 80 potential person-years of life from that society. Whereas, if a 50 year old dies, he is only depriving that society of 20 to 30 person years. For this reason, life expectancy at birth varies drastically across the world but life expectancy at 50 does not vary much across the world. Life expectancy is often confused with lifespan.

**Lifespan:** While life expectancy is a statistical concept, lifespan is a biological one. Lifespan is the biological species specific duration of life that is genetically predetermined and some investigators believe it has not changed for centuries.<sup>51</sup> Sacher and others have developed an empirical formula for mammals:<sup>54</sup>

$$\text{Log X} = 0.636 \text{ Log Z} - 0.222 \text{ Log Y} + 1.035 \quad (7)$$

where X = lifespan  
Y = body weight in grams  
Z = brain weight in grams.

Based on the equation above, the maximum lifespan for humans should be about 120 years and the longest lived documented human being, Jeanne Louise Calment, died at 122 years of age.<sup>55</sup>

Strehler and Mildvan believe lifespan is not predetermined in an apoptotic sense per se. They contend that the human organism is genetically “allowed” to last this long but not necessarily “prohibited” from lasting any longer.<sup>51</sup> Work by Hayflick shows that the number of cell replications in a lifetime is fixed but the duration of each replication is not.<sup>56</sup> As early as 1908 a direct relationship between the lifespan of different species of animals and their metabolic rates was found.<sup>55</sup> Both humans and mice, for example, expend about 2.9kj/gm of tissue throughout their lives but the rate at which it is expended by mice is about 30 times as much as that for humans. While the mouse lives 2 to 3 years, the human lives 60 to 90 years (30 times as long).

**S**ome scholars believe that the human lifespan may be apoptotically determined at about 120 years although most humans do not attain this age.<sup>57</sup> Longevity is the process through which the “working” lifespan may be brought as close to the “genetically predetermined” lifespan with a vibrant quality of life. Through Salutogenesis the genetically predetermined lifespan could be altered, first by shifting Homeostatis Decay to the left (Figure 1) and affecting how the responsible genes are turned on or off.

When populations are allowed to decay naturally (e.g. the loss of crockery in a kitchen) curve 1 (Figure 4) is observed. An identical dynamic may be observed in very primitive and animal societies. On the other extreme is the “light bulb” configuration depicted in curve 3. Light bulb signifies that, like light bulbs, the individuals within the population live approximately the same duration and then die almost simultaneously. The configuration has been coined “rectangularization of the survival curve” by Fries and Crapo, and has been observed in Western populations since 1922.<sup>49</sup> Most investigators agree that the improvements in prevention and medical care, particularly among infants, have greatly contributed to this rectangularization hence increasing life expectancy. However, there are “incrementalists” who believe that not only is life expectancy being increased but the average lifespan is also increasing.<sup>58-60</sup>

## GENES

A compelling argument can be made equating aging with Homeostasis Decay. It has become axiomatic that the more replications the somatic cells endure, the more mutations and “mistakes” can be expected in the DNA and hence the greater the probability of disease.<sup>61</sup> The converse too appears to be true, i.e. the more youthful is the organism, the lower the risk of disease. Consequently, the obvious solution to the disease/longevity problem is to retard or even arrest the replication of the somatic cell. It has been determined that cell death or apoptosis is programmed into the cell’s DNA from the very beginning.<sup>61</sup> The replication cycles may be genetically programmed to be fast or to be slow. The slow ones hold onto their youth for longer but eventually all cells die. The concept of competing causes of death has its underpinnings in the idea that the system which fails first becomes the cause of death. Salutogenesis does not prevent disease per se, but delays it long enough to allow



death from a competing cause of death before succumbing to the delayed disease.

## SUMMARY

**T**he Aether is characterized as a rotating magnetic field. Energy and information can be derived from that Rotating Magnetic Field (Aether) by means of an aqueous vortex, an accumulator or other means using the Casimir Effect (vacuum fluctuations). The Aether can also be a medium through which information can be conveyed as frequencies. Information can travel readily through the Aether, aqueous and digital moieties.

What tells the human organism to heal itself (as in the Placebo Effect) or to hurt itself (as in Post Traumatic Stress Disorder) is most likely mediated through the Aether. The Aether can be measured indirectly as magnetic permeability and permittivity. Aether Derived Energy can be measured as Biophoton Emissions for water and food but the complex measurement in human organisms remains in its infancy. This composite measure has been coined the Cellular Cosmic Signature. The energy and information are stored in the form of biophotons in aqueous moiety. These biophotons are consumed by organisms and any excess is emitted as biophotons or “the light” that the ancients have observed and investigators like Popp have begun to measure. (see equations 8 and 9).

Aether (Rotating Magnetic Field)	⇒	Aether Derived Energy (biophotons) (8) <i>Casimir Effect</i> (aka Life Force) <i>(aka Vacuum Fluctuations)</i> (Schauberger vortices & other means for energy, Benveniste’s digital signatures for information)
-------------------------------------	---	---

The Aether Derived Energy (ADE) has been understood by practically every culture, to some degree or another, through the ages. The Chinese, Hindus, Egyptians and the Hebrews had among the most developed understanding of the Aether and its importance in health. The Chinese and the Hindus understood the physiology and developed some innovative treatments. The

Egyptians understood the Aether itself and its use as a source of energy. The Hebrews had the most sophisticated system of laws governing how best to capture, utilize and benefit from the Aether. Theirs are the best documented and easily accessible laws which deal primarily with prevention and good use, as opposed to the other traditions which were preoccupied with the DOR, the illness and treatment resulting from exposure to it. While the occidental allopathic medicine is primarily concerned with the right of the DPCP on the Salutogenesis curve (Figure 1), the other traditions are primarily concerned with the left, although there is some overlap. Salutogenesis draws from elements within all the traditions into a unified construct in medicine, health and healing. It appears that longevity is a function of accumulated DOR relative to ADE by an organism.

$$\begin{array}{lcl}
 \text{Aether Derived Energy} & \Rightarrow & \text{excess Aether Derived Energy} & (9) \\
 \text{(aka Life Force)} & & \text{In vivo consumption} & \text{(measured as CCS)} \\
 & & \text{(activates Placebo [healing] effects)} & + \\
 & & \text{Deadly Orgone Radiation} & \\
 & & \text{(aka Reich's DOR)} & \\
 & & \text{(activates Self-Destructive} & \\
 & & \text{effects)} & 
 \end{array}$$

It would not be inconceivable that the quintessential question in disease etiology today, “what turns the genes on or off?” may be found in the accumulation of DOR and ADE and their relative ratios to each other. The more DOR accumulated, the more self destructive genes are triggered. Self destructive ideation itself, from PTSD to suicide, may be part of a normal facet gone astray. Perhaps the human organism is programmed to “play possum” in adversity as a survival mechanism but to self destruct under dire circumstances. In suicide the system cannot tell the difference, thus confirming Antonovsky’s observations on resilience. Restriction of caloric intake, among other things, may curtail the quantity of DOR generated, thus resulting in a prolonged lifespan. The more DOR is generated per unit time, relative to ADE, the shorter the duration of life. DOR is our waste product in the Aether moiety and, in a word, we probably die from the effects of our own waste.

In Salutogenesis there are no conventional, complementary, eastern, western, alternative practices, all interventions belong on the same spectrum and within the same paradigm. The traditional distinctions between health and medical

disciplines are arbitrary and Salutogenesis ignores them. They are all evaluated on the same level playing field. The Cellular Cosmic Signature will someday be used to measure a compromised homeostasis long before the Detectable Pre-Clinical Phase of disease is even suspect. This will allow intervention to change the fate of a cell. The ability to sequester Aether Derived Energy and employing it to reverse Homeostasis Decay may someday be useful pre-DPCP intervention or adjunct. The employment of biophoton emissions could someday be useful in the measurement of the human organism's constitution as part of a rigorous preventive medicine screening program. Skills used to transfer ADE from one organism to another through contact, prayer, mantra and other means may become a viable means of preemptive healing of subjects who may not yet be "patients." Ultimately, a day will come when the Placebo Effect, the quintessence of Salutogenesis, can be harnessed and employed to heal the human organism, on prompt.

• • •

**CORRESPONDENCE:** Dale Sumburèru, Dr.PH, M.D. • Salutogenics, Inc. • 1509 West Jefferson St, Suite #1 • Boise, ID 83702 • drdale@walla.com

**ACKNOWLEDGEMENTS:** Many thanks to Kevin Trickett who did a wonderful job of adapting Jon Lomberg's illustration in Figure 1 and also Fries and Crapo's rectangularization in Figure 4. A. J. Eaton's work in the other illustrations is also appreciated.

## REFERENCES & NOTES

1. H. Selye, The General Adaptation Syndrome and the Diseases of Adaptation. *Journal of Clinical Endocrinology* **6**,117 (1946).
2. A. Antonovsky, "The Sense of Coherence as a Determinant of Health." In J. D. Matarazzo, Ed., *Behavior Health: A Handbook of Health Enhancement and Disease Prevention* (John Wiley & Sons, New York, NY, 1984)
3. J. Benveniste, E. Davenas, F Beauvais et al, Human Basophil Degranulation Triggered by Very Dilute Antiserum Against IgE, *Nature* **333**,6176 (30th June, 1989), pp. 816-818.
4. B. J. Dunne & R. G. Jahn, Experiments in Remote Human/Machine Interaction. *Journal of Scientific Exploration* **6**,4 (1992), pp311-332.
5. J. Maddox, *Nature* (October 27, 1988), p. 760
6. D. W. Thomson & J. D. Bourassa, *Secrets of the Aether* (Quantum Aether Dynamics Institute, 518 Illinois St, Alma, IL 62807, 2004).
7. W. Reich, *Selected Writings: An Introduction to Orgonomy* (Farrar, Straus and Giroux: New York).

8. V. Schauburger, *The Water Wizard: The Extraordinary Properties of Natural Water* (translated and edited by Callum Coats).
9. F. A. Popp et al., *Recent Advances in Biophoton Research and its Applications*, eds. F. A. Popp et al. (World Scientific, Singapore, 1992).
10. M. B. Green, Superstring Theory: Volume 1, Introduction, *Cambridge Monographs on Mathematical Physics* (M. B. Green, J. H. Schwartz, E. Witten, P. V. Landshoff series eds., Cambridge University Press, July 1988).
11. A. Einstein, An address delivered on May 5th, 1920, at the University of Leyden.
12. D. C. Giancoli, *Physics for Scientists and Engineers*, 3rd Edition (Prentice Hall, 2000).
13. W. Reich, *Selected Writings: An Introduction to Orgonomy* (Farrar, Straus and Giroux: New York, 1973).
14. W. Reich, *The Oranur Experiment: First Report* (The Wilhelm Reich Infant Trust, 1947-1951),
15. J. DeMeo, The Orgone Accumulator Handbook: Construction Plans, Experimental Use, and Protection Against Toxic Energy, *Natural Energy Works* (El Cerrito, California, USA 1989).
16. O. Alexandersson, *Living Water: Viktor Schauburger and the Secrets of Natural Energy* (Gateway Books, Gill & Macmillan, Dublin, Ireland, 1982).
17. V. Schauburger, "Der Forellenmotor" ("The Trout Motor"), *Implosion Magazine* **111** (July, 1989), p. 24-32.
18. J. Benveniste, J. Aïssa & D. Guillonnet, A Simple and Fast Method for in vivo Demonstration of Electromagnetic Molecular Signaling (EMS) via High Dilution or Computer Recording, *FASEB Journal* (13:A163, 1999).
19. S. Schmidt & H. Walach, Electrodermal Activity (EDA): State of the Art Measurement and Techniques for Parapsychological Purposes, *The Journal of Parapsychology* **64** (2000).
20. R. J. Stewart, *The Waters of the Gap: Magic, Mythology and the Celtic Heritage* (Ashgrove Press Limited, Bath, England, 1989).
21. J. Bowker, (Ed), *The Oxford Dictionary of World Religions* (Oxford University Press, Oxford, 1997).
22. M. Maimonides, Hilchot Issurei Biah 11:16
23. R. Wrangham, J. H. Jones, G. Laden, D. Pilbeam & Conklin-Brittain, The Raw and the Stolen: Cooking and the Ecology of Human Origins, *Current Anthropology* **40,5** (December, 1999).
24. V. Messina & K. Burke, Position of the American Dietetic Association: Vegetarian Diets, *Journal of the American Dietetic Association* **11** (1997), pp. 1317-1321.
25. D. Sumburèru, *The Influence of Lifestyle on Longevity Among Black Seventh-Day Adventists in California: An Epidemiologic Approach*, (University Microfilms, Ann Arbor, MI, 1990).
26. L. Kenton, Raw Energy—Nutrition of the Future?, *Nutrition and Health* **4** (1985), pp. 37-50.
27. O. Hanninen, A. L. Rauma, K. Kaartinen & M. Nenonen, Vegan Diet in Physiological Health Promotion, *Acta Physiologica Hungarica* **86** (1999), pp. 171-180.
28. A. L. Rauma & H. Mykkanen, Antioxidant Status in Vegetarians versus Omnivores, *Nutrition* **16** (2000), pp. 111-119.
29. Bhagavad Geeta 13: 27-28
30. E. Howell, The Status of Food Enzymes in Digestion and Metabolism, (originally published in 1946, and republished as Food Enzymes for Health and Longevity, Lotus Press, 2nd edition, 1994).

31. L. J. Prochaska & W. V. Piekutowski, On the Synergistic Effects of Enzymes in Food with Enzymes in the Human Body. A Literature Survey and Analytical Report, *Medical Hypotheses* **42** (1994), pp. 355-362.
32. F. A. Baciewicz Jr., D. G. Penney, W. A. Marinelli & R. Marinelli, Torsional Ventricular Motion and Rotary Blood Flow, Cardiac Chronicle, *Current Concepts in Cardiac Dynamics* (Rudolf Steiner Research Center, August, 1991).
33. R. Hetzer, J. H. Muller, Y. Weng, R. Meyer & M. Dandel, Bridging-to-Recovery, *Ann Thoracic Surg* **71** (2001), pp. S109-S113.
34. C. Schmid, C. Etz, H. Welp, M. Rothenburger et al, Clinical Situations Demanding Weaning from Long-Term Ventricular Assist Devices, *European Journal of Cardiothoracic Surgery* **26** (2004), pp. 730-735
35. Torah, Leviticus 7:26-27
36. P. Ebrey, *Chinese Civilization: A Sourcebook*, 2d ed. (Free Press, New York, NY, 1993), pp. 77-79
37. E. Hsu, The Transmission of Chinese Medicine, *Studies in Medical Anthropology Series*, No. 7 (Cambridge University Press, Cambridge, MA, 1999).
38. V. Lad, *Textbook of Ayurveda: Fundamental Principles* (Ayurvedic Press, November, 2000).
39. C. Stetter, *Secret Medicine of the Pharaohs: Ancient Egyptian Medicine* (Quintessence Publication Co., 1992).
40. Torah, Leviticus, 21
41. S. M. Southwick, C. A. Morgan, M. Vythilingam, J. H. Krystal & D. S. Charney, Emerging Neurobiological Factors in Stress Resilience, *PTSD Research Quarterly* **14,4** (Fall, 2003).
42. D. Krieger, The Relationship of Touch, with Intent to Help or to Heal, to Subjects' In-vivo Hemoglobin Values: A Study in Personalized Interaction *Proceedings of the Ninth ANA Nurses Research Conference* (1973).
43. H. N. Claman, Chair, Committee on Therapeutic Touch, *University of Colorado Report on Touch Therapy* (University of Colorado Health Sciences Center, Department of Medicine, 1994).
44. W. Reich, *The Discovery of the Orgone; Volume I: The Function of the Orgasm*, (Farrar, Strauss and Giroux, New York, NY, 1942). This translation copyright 1973 by Mary Boyd Higgins.
45. *Mishne Torah*, Hilchot Nidda, Siman 197
46. E. M. von Tschopp & E. Tschopp; Der richtige Platz Wasseradern, Erdstrahlung und Elektrosmog mit Rute und Pendel finden und harmonisieren, AT-Verlag, (Aarau und Stuttgart, 1998).
47. S. Schram, Tefillin: An Ancient Acupuncture Point Prescription for Mental Clarity, *Journal of Chinese Medicine* **20** (October, 2002).
48. D. Sumburèru, Salutogenesis I: A Unified Theory on Medicine, Health and Healing, *Subtle Energies and Energy Medicine* **14,2** (2005), pp. 175-200.
49. J. F. Fries & L. M. Crapo, Vitality and Aging (W. H. Freeman, San Francisco, CA, 1981).
50. L. A. Gavrilov & N. S. Gavrilova, *The Biology of Life Span: A Quantitative Approach* (Harwood Academic Publisher, New York, NY, 1991).
51. A. Mildvan & B. L. Strehler, A Critique of Theories of Mortality. In *The Biology of Aging* (B. L. Strehler, J. D. Ebert, H. B. Glass & N. W. Shock, Eds., American Institute of Biological Sciences, Washington, D.C., 1960), pp. 216-235.

52. S. Cory & J. M. Adams, The Bcl2 family: Regulators of the Cellular Life-or-Death Switch, *Nature Reviews Cancer* **2** (2002), pp. 647-656.
53. G. Wunsch, *Life Table: Modelling Survival and Death* (Kluwer Academic Publishers, 2002).
54. G. A. Sacher; Relation of Lifespan to Brain Weight and Body Weight in Mammals. In GEW Wolstenholme & M. O'Connor, Eds., *The Lifespan of Animals* (Little Brown, Boston, MA, 1966), pp. 115-141.
55. *Guinness Book of World Records* for the Category "Longevity Records," (Guinness World Records, Ltd.; Industria Grafica, SA; Barcelona, SPAIN; 2004), pp. 18,19.
56. L. Hayflick & P. S. Moorhead, The Serial Cultivation of Human Diploid Cell Strains, *Journal of Exp Cell Res* **25** (1961), pp. 585-621.
57. C. E. Finch, Longevity, Senescence, and the Genome, 1990 Series: (MF) *The John D. and Catherine T. MacArthur Foundation Series on Mental Health and Development*
58. M. J. Claire, L. S. Luckinbill, The Effects of Gene-Environment Interaction on the Expression of Longevity, *Heredity* **55**, Part 1 (August, 1985), pp. 19-26.
59. E. L. Schneider & J. D. Reed, Life Extension, *New England Journal of Medicine* **312** (1985), pp. 1159-1168
60. S. J. Olshansky, B. A. Carnes & C. Cassel, In Search of Methuselah: Estimating the Upper Limits to Human Longevity, *Science* **250** (1990), pp. 634-640.
61. N. McCarthy & M. R. Bennett, Death Signaling by the CD95/TNFR Family of Death Domain-Containing Receptors. In M. D. Jacobson & N. McCarthy, Eds., *Apoptosis: The Molecular Biology of Programmed Cell Death* (Oxford University Press, 2002), pp 200-234.

∞ ∞ ∞