

# INFLUENCE OF SUBTLE ENERGETIC CHANGE IN WATER ON THE HUMAN ENERGY STATE

Edward Krizhanovsky, Ph.D. & Lim Kwong Choong

## ABSTRACT

The normal functioning of an organism depends on water and its properties. The role of the water is vital for human life. Most important is that the water should not only be safe, but also well suited for constant daily use, rendering beneficial effect on the organism. In the present work different types of water were used to determine its influence on the quality of life. The quality of life was measured using the Profile of Mood State (POMS) questionnaire. The Gas Discharge Visualization (GDV) method was applied during six weeks to people drinking their usual water, during the next six weeks when mineral water was used, and the last six weeks when the same mineral water was taken but after subtle energetic changes at the natural energetic deposit [BAE (Bio Active Energy) Synergy Liquid]. Significance of results was assessed by the Wilcoxon and sign statistical tests. After using BAE Synergy Liquid, a statistically significant decrease was obtained for the following POMS parameters: tension-anxiety, depression-dejection, anger-hostility, fatigue-inertia, and confusion-bewilderment. At the same time, force-activity parameter was increased, as well as GDV parameters: Area and Intensity under normalization of GDV Activation.

The use of mineral water which underwent subtle energetic changes at the energetic deposit (BAE Synergy Liquid) reduces anxiety and aggression, raises emotional tone, and also raises the general energetic state of the organism. The GDV method also discloses statistically significant distinctions between mineral water and mineral water which underwent subtle energetic changes at the energetic deposit while its chemical structure remains the same.

**KEYWORDS:** Gas Discharge Visualization, Energy, mineral water, energized water, energetic state, quality of life

## INTRODUCTION

**W**ater is a substance which is used in all processes occurring in our organisms. As a universal solvent, water provides delivery of nutrients, microcells and oxygen to all cells of the organism. It plays a key role in the mechanism of thermoregulation and carries out the function of clearing. Thus water and its properties are vital for normal functioning of the organism.

Water is a basic energy source for us. If the organism is dehydrated only by 2%, the working capacity and concentration of attention are reduced by 20%. As we grow, the quantity of water in organism becomes less: the water in a newborn child amounts to 75% of its weight and will be no more than 65% after the next five years.

Very likely the quality of drinking water is the most complex and delicate question. According to the World Organization of Public Health Services, more than 80% of human diseases are connected with poor quality of water. Annually there are about 500 million people in the world which fall ill because of polluted water. Thus, water can be divided into two types. One type is the water sustaining life, and the second type is the water which reduces the quality of life.

The water of the first type includes water from natural sources (springs, artesian sinks, and so forth), while boiled water and tap water fall into the second type. Though boiling still remains the most popular way for improving the quality of water to make it safe for drinking, many doctors recommend the use of special drinking water extracted from natural sources.

Mineral water is water from underground sources. The main difference between this and water running in the tap is a constant chemical composition and increased contents of natural mineral components. Passing through soil strata, such water is enriched with various mineral substances, microcells, and becomes completely disinfected.

Mineral water possesses certain specific physical and chemical properties, which provide beneficial effect on the organism. The role of the water is very complex

in supporting human life. Most important is that the water should be not only safe and “not harmful,” but also well suited for constant daily use, rendering beneficial effect on the organism.

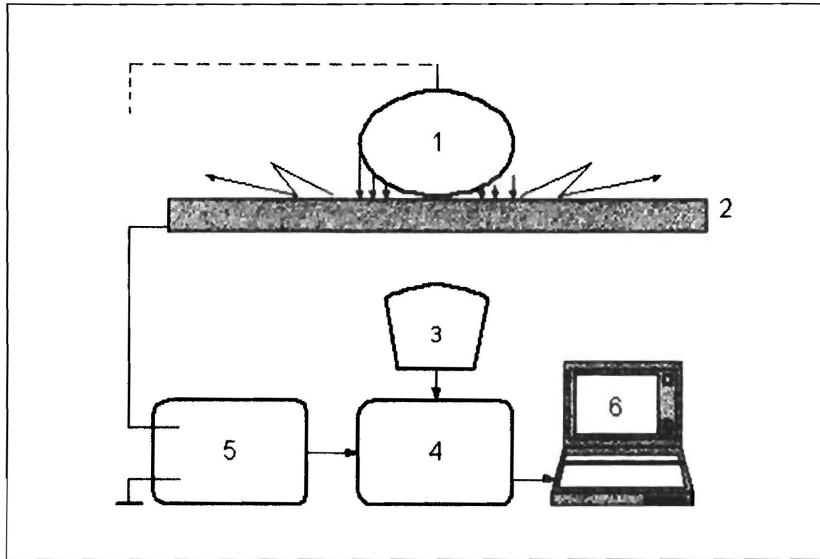
Some experts suppose that the healing properties of mineral water are defined by its chemical composition, i.e. by those salts which are dissolved in it. Such an approach assumes an opportunity for artificial preparation of curative mineral water.

Using modern equipment, scientists have established the exact chemical composition of waters and prepared artificial mineral waters. It is not very difficult to synthesize artificial mineral water; however, creating the curative properties of such water is not so easy.

**O** bviously, the beneficial effect of the mineral water is not only in the dissolved substances, but also in the ability of water to accumulate information. Being pulled out from great depths (800 meters and deeper), being exposed to high temperatures and high pressures, the water has passed through currently unknown physical-chemical and informational processing. It is just the informational component of water that is not revealed unambiguously using physical and chemical methods.

In the present work the Gas Discharge Visualization method (GDV-graphy) is proposed for registration of the informational component of a liquid.<sup>1,2</sup> Information is understood here as a specific configuration or state of energy. This method allows revealing subtle distinctions of chemically similar liquids.<sup>2</sup> It is possible to reveal distinctions directly (by using the GDV images of a liquid) and indirectly (by measuring the GDV images of biological objects while receiving various liquids).

In the present work, reactions of seven volunteers were measured during six weeks of drinking mineral water from a source in Malaysia, followed by the next six weeks of drinking the same water subjected to subtle energetic changes at the energetic deposit (so called dilution of BAE Synergy Liquid).



**Figure 1.** The schematic representation of the device for investigation of GDV characteristics of an object and its equivalent scheme: (1) object; (2) a transparent electrode; (3) the optical scheme; (4) video converter; (5) electronic blocks, EMF generator; (6) processor for processing the video signal.

## EXPERIMENTAL METHODS

### PHYSICO-CHEMICAL METHODS

Physical and chemical characteristics of BAE Synergy Liquid are represented in detail in Krizhanovsky, Lim and Tan in “Influence of Energetic Water on Quality of Life.”<sup>7</sup> In addition to this, pH test and measurement of AFO (Active Form of Oxygen) were also performed.

### GDV-GRAPHY METHOD

The principles of GDV-graphy can be described as follows (Figure 1).<sup>3</sup> The object (1) is placed on a dielectric plate (2). A transparent conductive grid of a special design has been applied to the reverse side of this plate. Voltage pulses

are then applied by an electromagnetic field generator (EMF) (5) between the object (1) and the dielectric plate.

Under a high intensity field, the object emits a burst of electrons and photons. In the gaseous medium of the contact between object 1 and plate 2, an avalanche and/or sliding gas discharge (GD) develops, which serves as an amplifier of the weak emission from the object.<sup>4,5</sup> This process is very similar to the amplification processes in photomultipliers. With the help of an optical system and a CCD (charge coupled device) camera (3), fluorescence of the discharge is transformed into video signals, which are recorded in the form of single images (GDV-grams) or dynamic AVI-files in the memory unit (4), connected to a computer data processor. The data processor provides a specialized software complex, which allows the calculation of a system of parameters and, therefore, the possibility of drawing diagnostic conclusions.

In addition to the various technical explanations, the essence of the visualization procedure can be summarized as follows: As a result of the interaction of the electromagnetic field (EMF) with the object, the emission of charged particles causes a gas discharge to occur from the surface of the object. It is important to note that the gas discharge itself might influence the object's state, causing secondary emission and thermal processes.

**T**hus, within the gas discharge visualization procedure, informative transformations are being formed. A bio-subject's state is characterized by physiological and biochemical processes. From the standpoint of the GDV procedure, the key role is played by quantum emission processes, as well as by the gas release. The gas release depends on the activity of sweat glands, i.e. on the autonomic nervous system functioning. Emission processes are also dependent on the bio-subject's level of impedance (resistance or reactivity to the current), impedance of the surface areas, and the bio-subject's structural and emission characteristics.

Change in the latter parameters is actively manifest on the skin provided by reflexogenous zones and biologically active points.

During the course of investigations, the researchers demonstrated that a complex set of parameters and peculiarities of the organism are manifested in the GDV



*Figure 2. GDV-images of one-normal solution  $KNO_3$  (at the left) and a finger of a person.*

image, relating both to processes of homeostasis of the whole organism and to local electro-chemical phenomena occurring on small parts of the skin.<sup>3</sup> Using this technique it is easy to measure not only biological objects, but also objects of various physical natures.

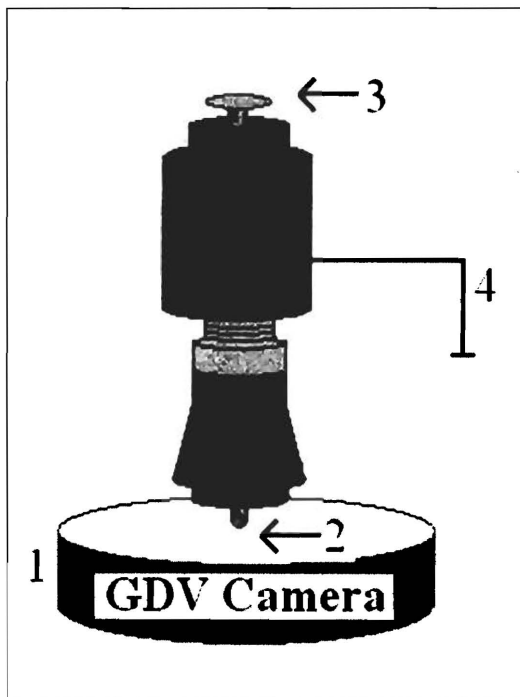
Previous work has shown the technique for research on liquids, measuring characteristics of the gas discharge around drops of the liquids.<sup>1,2</sup>

The GDV image represents a complex two-dimensional figure (Figure 2).

**G**eometrical and brightness parameters of GDV images provide information on the characteristics of the object. The parameters are: Area of the image, determined as the sum of pixels which have brightness higher than a certain threshold; Intensity of images, the average intensity of the image for all points with a non-zero intensity, ranging from 0 (absence of glow) to 255 (maximal brightness of glow); Form Coefficient, determined as the ratio of the perimeter length of the image to its average radius multiplied by  $2\pi$ ; Informational Entropy by isoline of image determined as

$$S(M) = -\sum_{j=1}^{j \leq M} P_j(M) \ln[P_j(M)] \quad (1)$$

where  $P_j(M) = N_j/N_M$  denotes the distribution function of values of intensities of points by the image isoline, i.e. the probability of revealing the value of



**Figure 3.** Experimental setup for measurement of liquids by GDV-graphy: (1) window of the device; (2) drop of a liquid; (3) syringe; (4) grounding.

intensity  $j$  ( $N_j$ —quantity of points with the same value of intensity in the image isoline) in the range of points of isoline with length  $M$  ( $N_M$ —number of all the points in the image’s isoline); Fractality—fractal dimension of isoline of the image) and others.<sup>3</sup>

The GDV images of liquids have been recorded with the help of a special device (Figure 3). The liquid in this device is suspended as a drop above the surface of the screen at the distance of 3 mm. The following most reproducible parameters of GDV image were measured during studies of liquids: the glow Area and Intensity, Form Coefficient, Informational Entropy and Fractality.

All explorations were carried out in the temperature range from 30.5 up to 32.5 degrees Celsius with the help of the GDV Camera device.

## POMS TEST

In the research, the psychoemotional status of the human subjects was assessed. The psychoemotional status was measured with the POMS (Profile of Mood State) test through the definition of six parameters (factors): tension-anxiety (T), depression-dejection (D), anger-hostility (A), force-activity (V), fatigue-inertia (F), and confusion-bewilderment (C).<sup>6</sup>

The parameter TMD (Total Mood Disturbance) was used to characterize the psychoemotional potential:

$$\text{TMD} = [(T + D + A + F + C) - V] \quad (2)$$

where T, D, A, F, C and V are values of the POMS test factors.

## EXPERIMENTS

**A**t the first investigation phase, the chemical composition of mineral water was defined with physical-chemical analysis. Then, the comparisons of mineral water, mineral water after the presence in the BAE energetic deposit, and NaCl solution were performed by the GDV-graphy method.

At the second stage, the group of seven volunteers was evaluated to detect their reactions to drinking of mineral water and 100 dilution of BAE Synergy Liquid. The intake of water occurred in three stages: during the first six weeks the volunteers were drinking their usual water, during the second six weeks they were drinking mineral water and during the last six weeks they were drinking the BAE Synergy Liquid. At the end of each week, the volunteers received the POMS test and the GDV images of their fingers were measured.

## RESULTS

Results of the physical-chemical analysis of mineral water A100 are presented in a previous study.<sup>7</sup> The BAE Synergy liquid represents A100 after the presence in the energetic deposit. The mineral water here is the 100 dilution of A100.

## pH STUDY

The results of the experiments showed the pH of BAE Synergy Liquid = 7.23 ±0.2. Addition of BAE Synergy Liquid has a reaction with slight shifts to the alkaline range toward most values for pH of the water in human organisms. The most significant changes were observed in distilled water.



## STUDY OF ACTIVE FORMS OF OXYGEN

Many types of water, especially artesian well water, are capable of interacting with oxygen in air. Energy released in water due to oxidizing reactions can be preserved in active forms of the oxygen (AFO). Many salts (such as salts of  $\text{Fe}_2$ ) combine with water and make available unpaired electrons. When the recombination of these occur, photons in the visible spectrum are released. If sensitive photon detectors are placed in the water, it is possible to observe flashes of radiation.

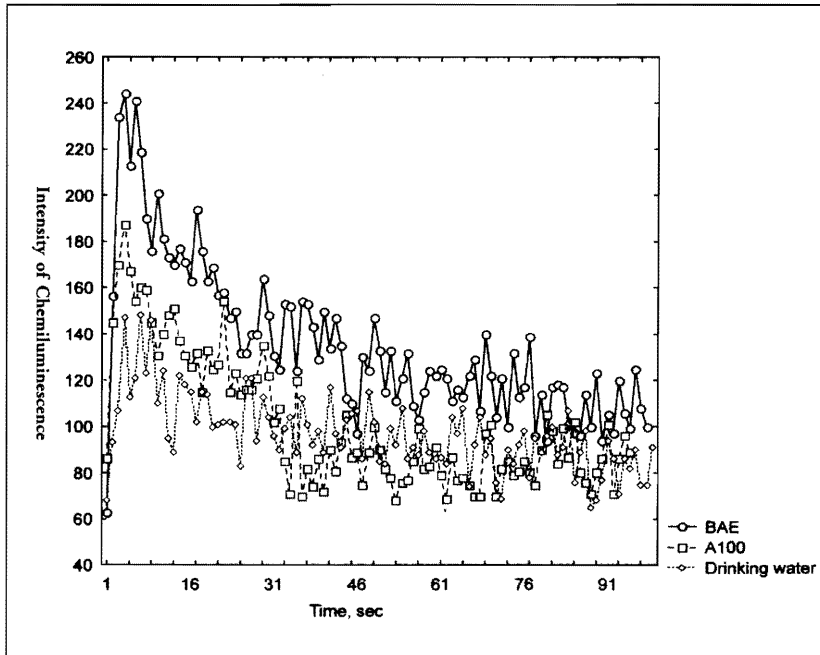
**H**ere the term “activity of water” is understood as the intensity (amplitude) of the radiation and duration of flash observable with addition in water of a “Reagent” namely,  $\text{FeSO}_4$ , and a sensitizer of a luminescence namely, luminal, registered by a single photon photoelectric detector. “Activity of water” reflects an amount of energy which can be released as electromagnetic radiation in the light range when reagent enters the water. Figure 4 shows that the intensity of radiation from sample BAE is higher than the intensity of the drinking water sample and also higher than sample A100.

The highest intensity of BAE liquid is 240 impulse/0.1 min, for A100 the same parameter is 185 impulse/0.1 min and, it was 149 impulse/0.1 min for drinking water (St. Petersburg “Rodnik” water).

The presence of such radiation testifies to a high energy potential of liquid BAE.

The presence of sodium chloride in large amounts assumes full preservation of the solution; the presence of silver is also an additional factor for the preservation. The physical-chemical analysis, however, does not reveal components representing the influence of the energetic deposit.

Results of GDV-graphy in an earlier study showed that the Informational Entropy of the BAE Synergy Liquid dilution has larger value in comparison with other liquids.<sup>7</sup> It was shown on the basis of the POMS test that T, D, A, V, F, and C parameters did not significantly change during the 6-week use of regular mineral water. At the same time, after the 2-week use of the BAE Synergy Liquid dilution a significant decrease in values of T, D, A, F, and C parameters took place.



**Figure 4.** Time dependence of Intensity of Chemiluminescence for the different type of liquids.

The significant growth of the POMS parameter V (force-activity) value occurs after the fourth week of use of the BAE Synergy Liquid dilution; this fact characterizes the increase of the positive emotional component and the general energetic state of the volunteers. The total parameter Total Mood Disturbance (TMD) is shown in Figure 5.

Results of measurement of the GDV parameter Activation have not shown significant changes after taking regular mineral water, but they do have significant differences after the use of the BAE Synergy Liquid dilution (Figure 6).

The Glow Area and Intensity of GDV images of the volunteers' fingers were significantly increased after the fourth week by the use of the BAE Synergy Liquid dilution.

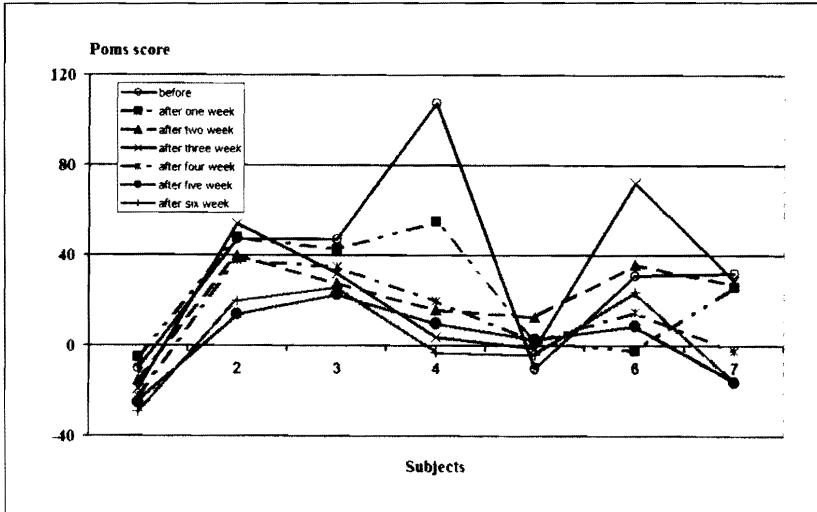


Figure 5. Change of a parameter tension- anxiety for seven volunteers during six weeks.

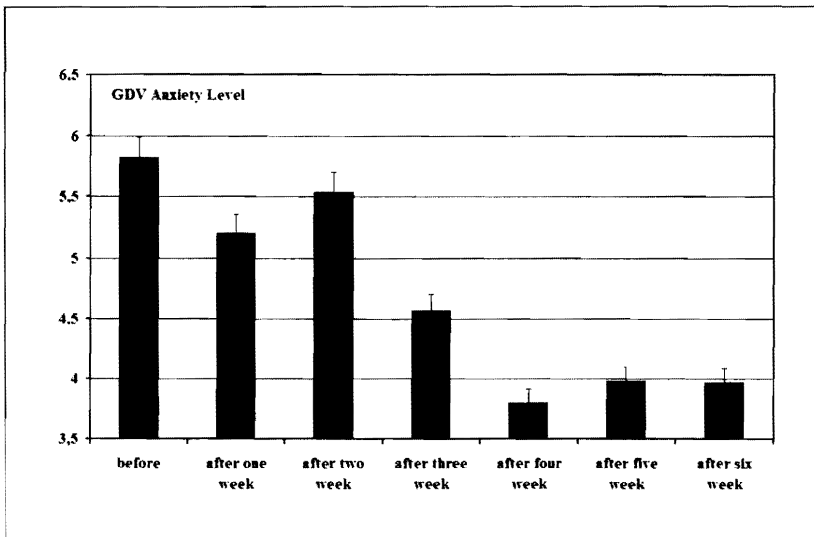


Figure 6. Change of average of GDV Anxiety level during six weeks for BAE Synergy Liquid Dilution.

## CONCLUSION

**B**ased on the analysis of the results of the POMS test and the GDV-graphy method, it is possible to draw a conclusion that the use of mineral water from the energetic deposit (BAE Synergy Liquid) reduces anxiety and aggression, raises the emotional tone, and also raises the general energetic state of the organism. It has been shown that the GDV-graphy method illustrates statistically significant distinctions between mineral water and mineral water which underwent subtle energetic changes with BAE while chemical structure remains the same.

Intensity of chemiluminescence of sample BAE Synergy Liquid is higher than intensity of the drinking water sample and it is higher than the A100 sample. This clearly indicates the higher energy potential of BAE Synergy Liquid.

Addition of BAE Synergy Liquid has a reaction with slight shifts to the alkaline range in the direction of most pH values of water in human organisms. Thus, pH of water with BAE increases which can serve as a recommendation for using BAE Synergy Liquid for people with acidity of the body and as a preventive health care.

• • •

**CORRESPONDENCE:** Edward Krizhanovsky • Saint-Petersburg Institute of Physical Training and Sport • Dinamo ave, 2 • Saint-Petersburg, Russia • 2KTI Association • Drovianoi, 22 • Saint-Petersburg, Russia • Email: edward@EK9247.spb.edu • Lim Kwong Choong • BAE International Inc. • SDN BHD, Plaza Pengkalan • 3rd Mile Jalah Ipoh • 51100 Kuala-Lumpur, Malaysia • Email: kc13@tm.net.my

**ACKNOWLEDGEMENTS:** We thank the staff of BAE International Inc. for their participation in this study. Mr. F. K. Lim, director of BAE International Inc., for his continued support of scientific study of BAE. We also thank Mrs. Svetlana Korotkina Director of KTI and Dr. Konstantin Korotkov for supporting this investigation and for fruitful consultations.

## REFERENCES & NOTES

1. K. Korotkov & D. Korotkin, Concentration Dependence of Gas Discharge Around Drops of Inorganic Electrolytes, *Journal of Applied Physics* **89** (2001), p. 4732.
2. K. Korotkov, E. Krizhanovsky, et. al. Time Dynamics of the Gas Discharge Around Drops of Liquids, *Journal of Applied Physics* **95** (2004), pp. 3334-3338.

3. K. Korotkov, *Human Energy Field* (Backbone Publishing, NJ, 2002).
4. E. Nasser, *Fundamentals of Gaseous Ionization and Plasma Electronics* (Wiley- Interscience, Toronto, NY,1971).
5. D. G. Boyers & W. A. Tiller, Corona Discharge Photography, *Journal of Applied Physics* **44** (1973), pp. 3102-3112.
6. D. M. McNair, *Profile of Mood States* (San Diego, CA, 1992).
7. E. Krizhanovsky, K. C. Lim & S. C. Tan, Influence of Energetic Water on the Quality of Life, *Journal of Food, Agriculture & Environment* **3,2** (2005), pp. 351-354.

∞ ∞ ∞